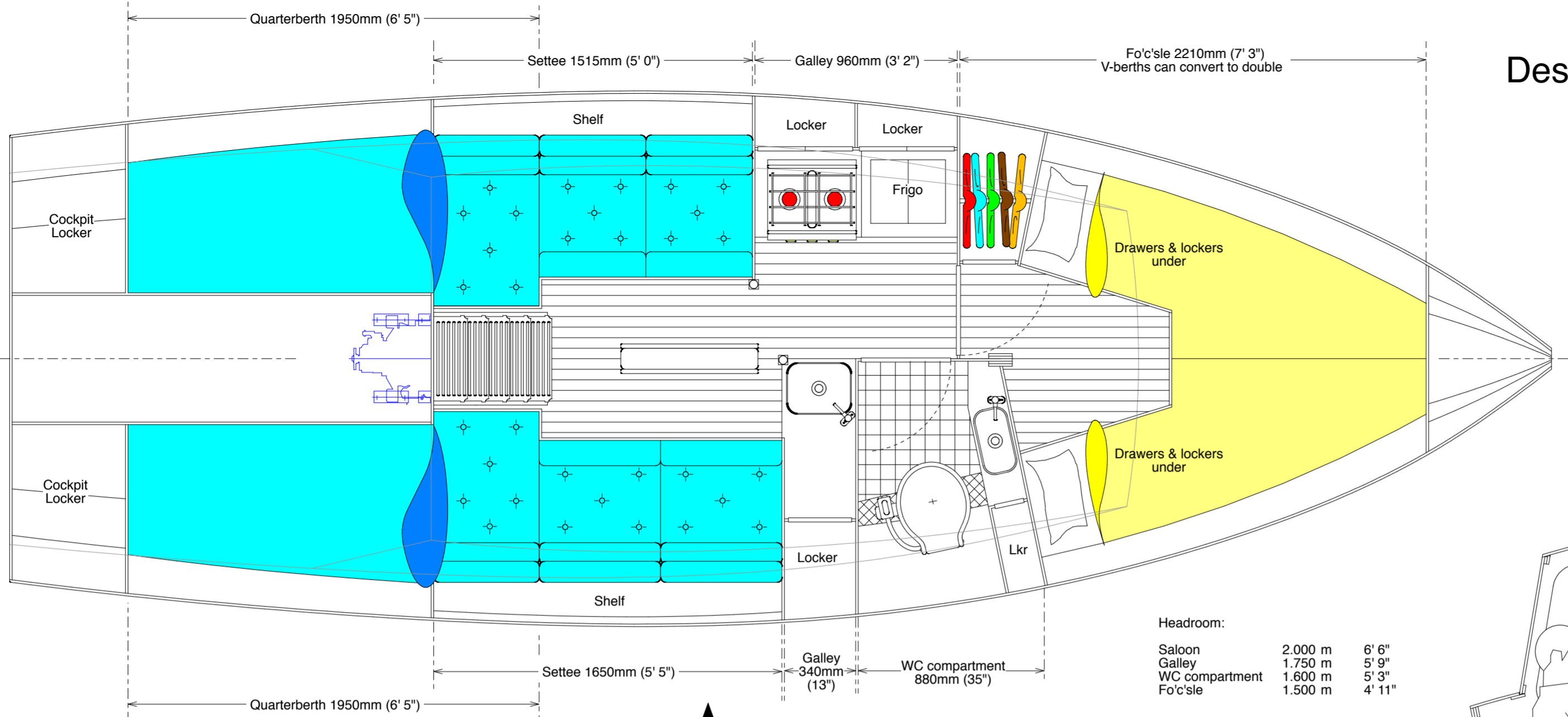


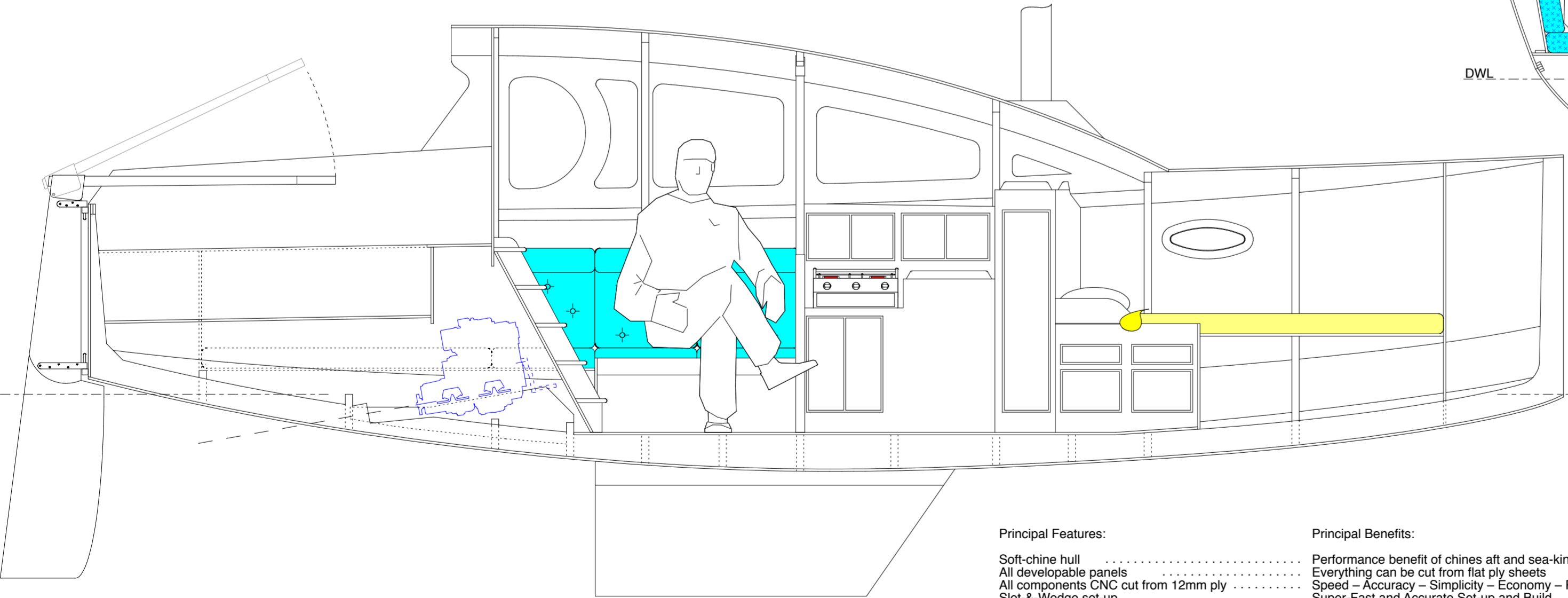
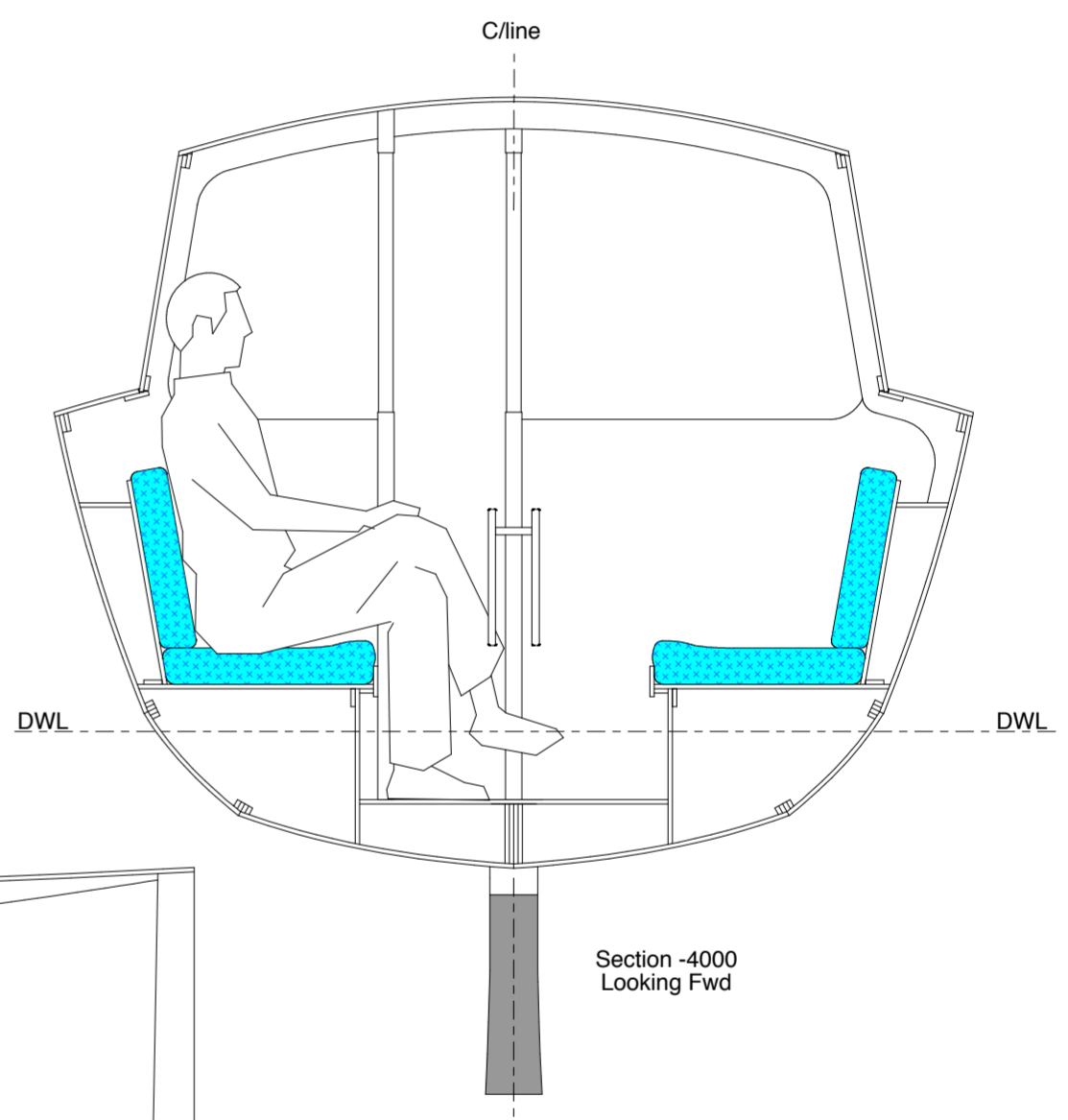
Design No. 160 – 24' EasyBuild Fast Sloop



LOA (inc. Bowsprit)	7.670 m	25' 2"
LoD	7.315 m	24' 0"
LWL	7.000 m	23' 0"
Beam	2.530 m	8' 4"
Draft	1.000 m	3' 3"
Displacement	2180 kg	4806 lbs
Ballast	780 kg	1720 lbs
Mainsail Area	15.13 m ²	163 ft ²
100% Foretriangle Area	13.13 m ²	141 ft ²
Furling Genoa Area	16.88 m ²	182 ft ²
I	9.377 m	30' 9"
J	2.840 m	9' 4"
P	9.063 m	29' 9"
E	3.345 m	11' 0"

Headroom:

Saloon	2.000 m	6' 6"
Galley	1.750 m	5' 9"
WC compartment	1.600 m	5' 3"
Fo'c'sle	1.500 m	4' 11"



- | | |
|--|---|
| Principal Features: | Principal Benefits: |
| Soft-chine hull | Performance benefit of chines aft and sea-kindly round bilge hull forward |
| All developable panels | Everything can be cut from flat ply sheets |
| All components CNC cut from 12mm ply | Speed – Accuracy – Simplicity – Economy – Professional Finish |
| Slot-& Wedge set-up | Super-Fast and Accurate Set-up and Build |
| Full headroom | Great live-aboard comfort |
| 4 Full size berths + settees convert to 2nd double | Plenty of accommodation for all the family |
| Excellent sea-going galley | Eat well at sea and in harbour |
| Separate WC compartment | Simply civilized |
| Full-length cockpit | Space to sail in comfort and for outside living |
| Simple modern rig | Ease – Speed – Fun – Competitiveness – Economy |
| Inboard diesel engine | Safe reliable power when you need it |
| Fixed ballast keel | Permanent Stability |
| Transom-hung rudder | Economical, simple and easy to maintain |

Whisstock boats and boat plans support@whisstock.com	Scale	1/20
	Date	07 Nov 2012
Design 160 Proposal Interior Arrangement	Plan No.	160/002/002
	Issue No.	01
© Debenriver Ltd 2012. All Rights Reserved		All dimensions in millimetres unless otherwise noted