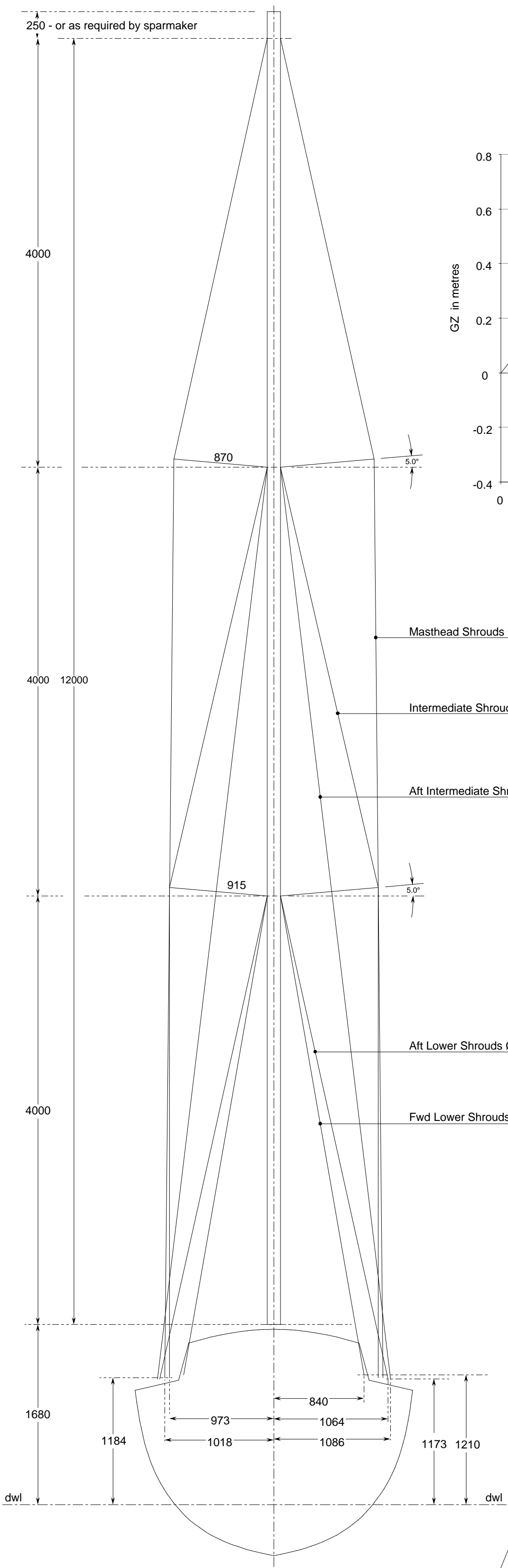
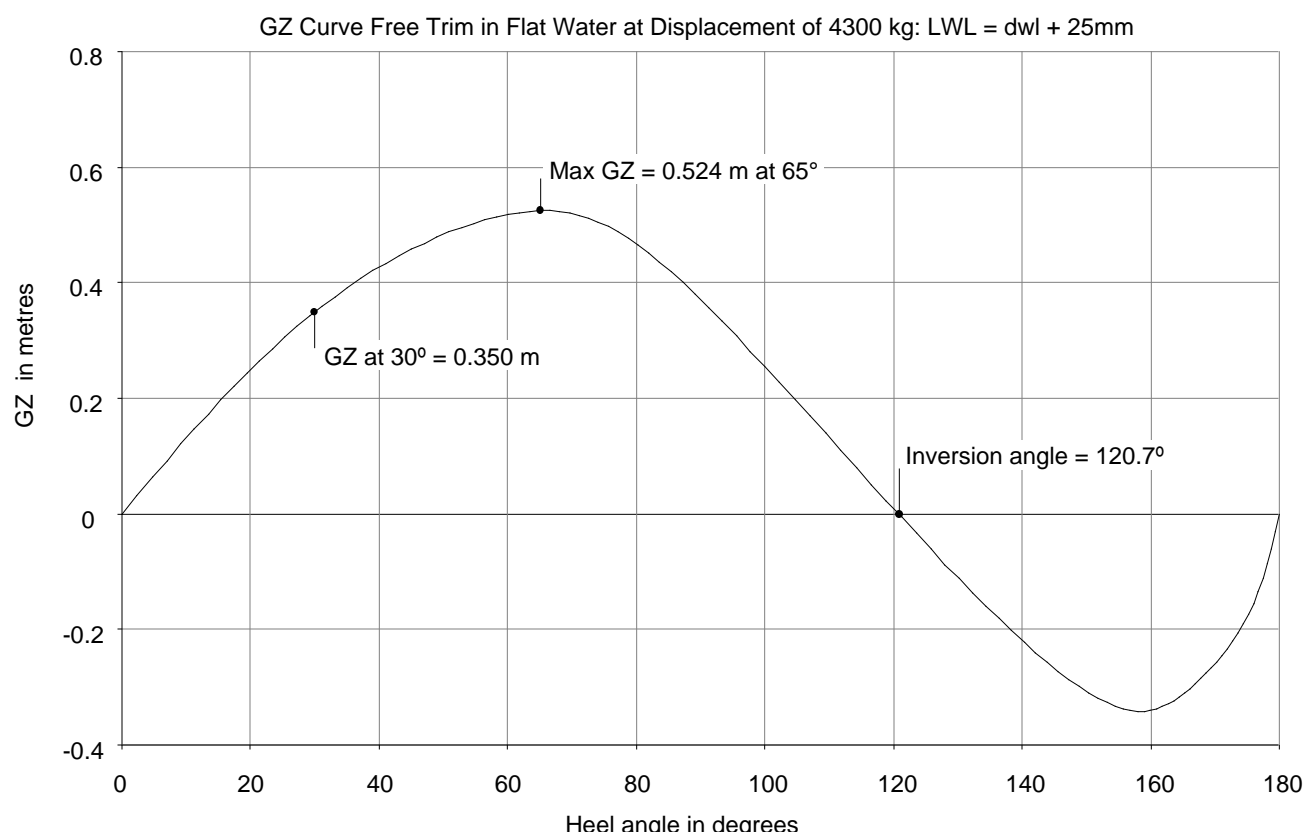


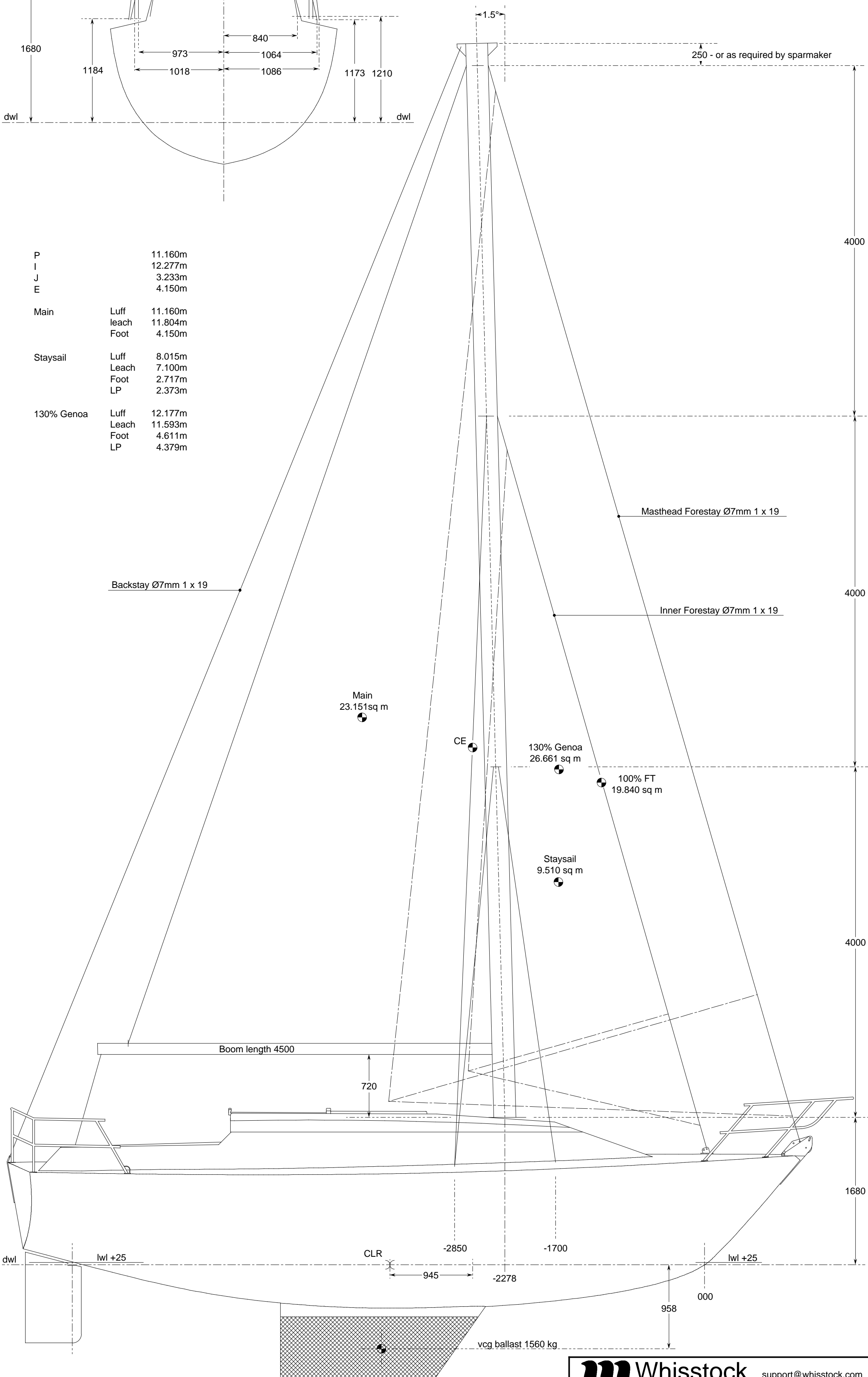
**General Notes:**

1. All dimensions are in millimetres unless otherwise noted.
2. The Zero Point is the intersection of the Datum Water Line (dwl) with the stemface.
3. Positions are measured fwd and aft (marked "-") of the Zero Point.
4. Heights are measured above and below (marked "-") the dwl.
5. Offsets are measured each side of the fore-&-aft centreline (marked "L" or c/line).



All shrouds and stays are 7mm 1 x 19 stainless steel wire rope terminating in swageless eye (or fork) terminals at the top and open body swageless/body/integraltoggle bronze rigging screws at the bottom, size 1/2" UNF.  
Forestay and intermediate forestay additionally fitted with toggles at top end.

|            |   |
|------------|---|
| P          | 11.160m   |
| I          | 12.277m   |
| J          | 3.233m  |
| E          | 4.150m  |
| Main       | Luff 11.160m<br>leach 11.804m<br>Foot 4.150m              |
| Staysail   | Luff 8.015m<br>Leach 7.100m<br>Foot 2.717m<br>LP 2.373m   |
| 130% Genoa | Luff 12.177m<br>Leach 11.593m<br>Foot 4.611m<br>LP 4.379m |



|   |   |       |                  |      |            |          |            |           |        |              |
|---|---|-------|------------------|------|------------|----------|------------|-----------|--------|--------------|
| <p><b>Whisstock</b><br/>boats and boat plans</p>                                    | support@whisstock.com   |       |                  |      |            |          |            |           |        |              |
|   | <table border="1"> <tr> <td>Scale</td> <td>1/33-33 &amp; n.t.s.</td> </tr> <tr> <td>Date</td> <td>20/09/2008</td> </tr> <tr> <td>Plan No.</td> <td>067/011/02</td> </tr> <tr> <td>Issue No.</td> <td>01 web</td> </tr> <tr> <td>Drawing Size</td> <td>895 x 305 - 35" x 12"</td> </tr> </table> | Scale | 1/33-33 & n.t.s. | Date | 20/09/2008 | Plan No. | 067/011/02 | Issue No. | 01 web | Drawing Size |
| Scale   | 1/33-33 & n.t.s.  |       |                  |      |            |          |            |           |        |              |
| Date  | 20/09/2008  |       |                  |      |            |          |            |           |        |              |
| Plan No.  | 067/011/02  |       |                  |      |            |          |            |           |        |              |
| Issue No.   | 01 web  |       |                  |      |            |          |            |           |        |              |
| Drawing Size  | 895 x 305 - 35" x 12"   |       |                  |      |            |          |            |           |        |              |
| <p><b>Boat 067</b><br/><b>Sail &amp; Rig Plan</b><br/><b>Standard Deep Keel</b></p> |   |       |                  |      |            |          |            |           |        |              |
| <p><small>© Bmarkweb Ltd 2008 All Rights Reserved</small></p>                       |   |       |                  |      |            |          |            |           |        |              |