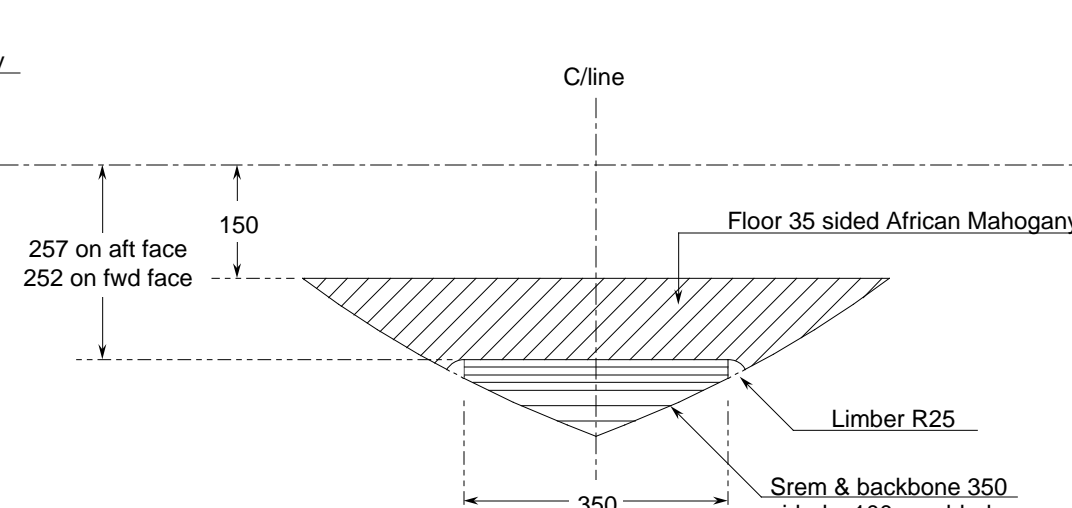


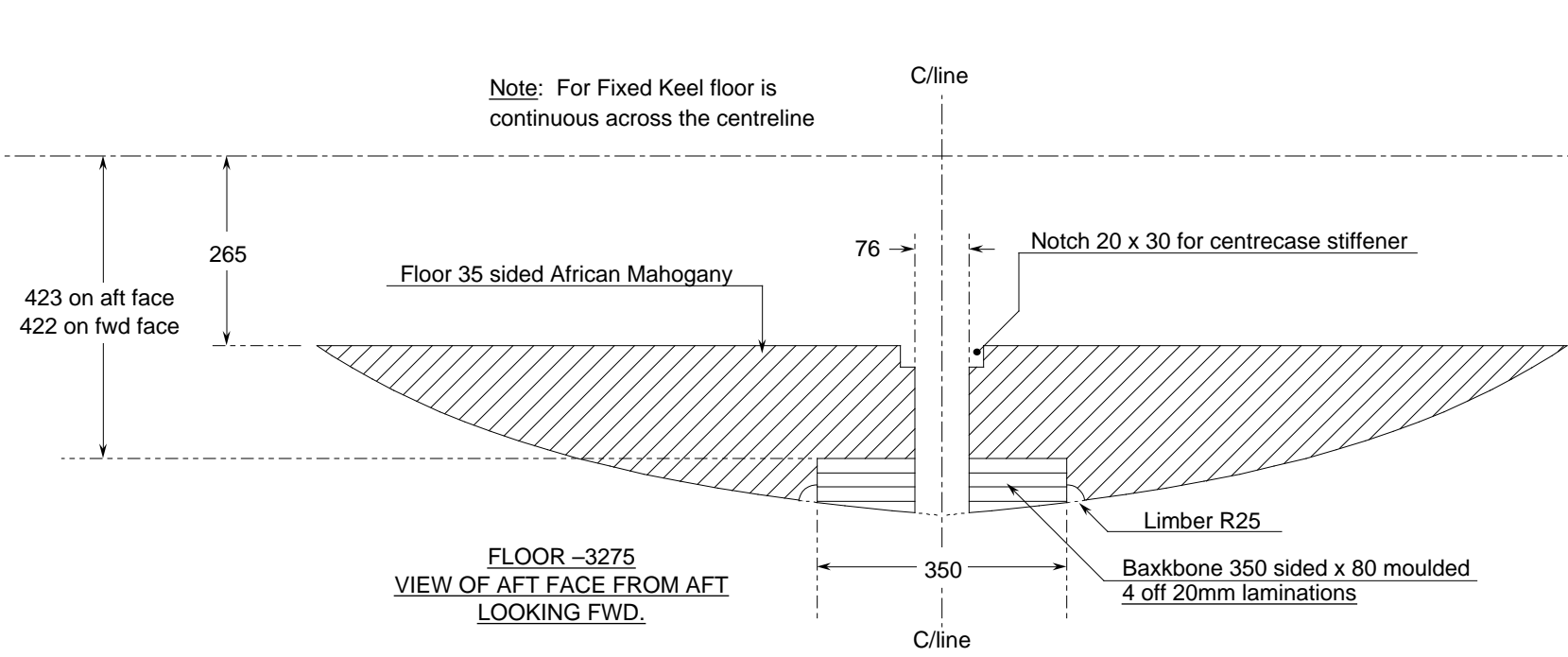
FLOOR -425
VIEW OF AFT FACE FROM AFT
LOOKING FWD.

	Aft face of floor			Fwd face of floor		
	Position	Offset	Height	Position	Offset	Height
Top of floor	-425	248	50	-390	232	50
dwl	-425	204	0	-390	188	0
wl -50	-425	156	-50	-390	140	-50
wl -100	-425	102	-100	-390	87	-100
wl -150	-425	44	-150	-390	29	-150
Centreline	-425	0	-184	-390	0	-173



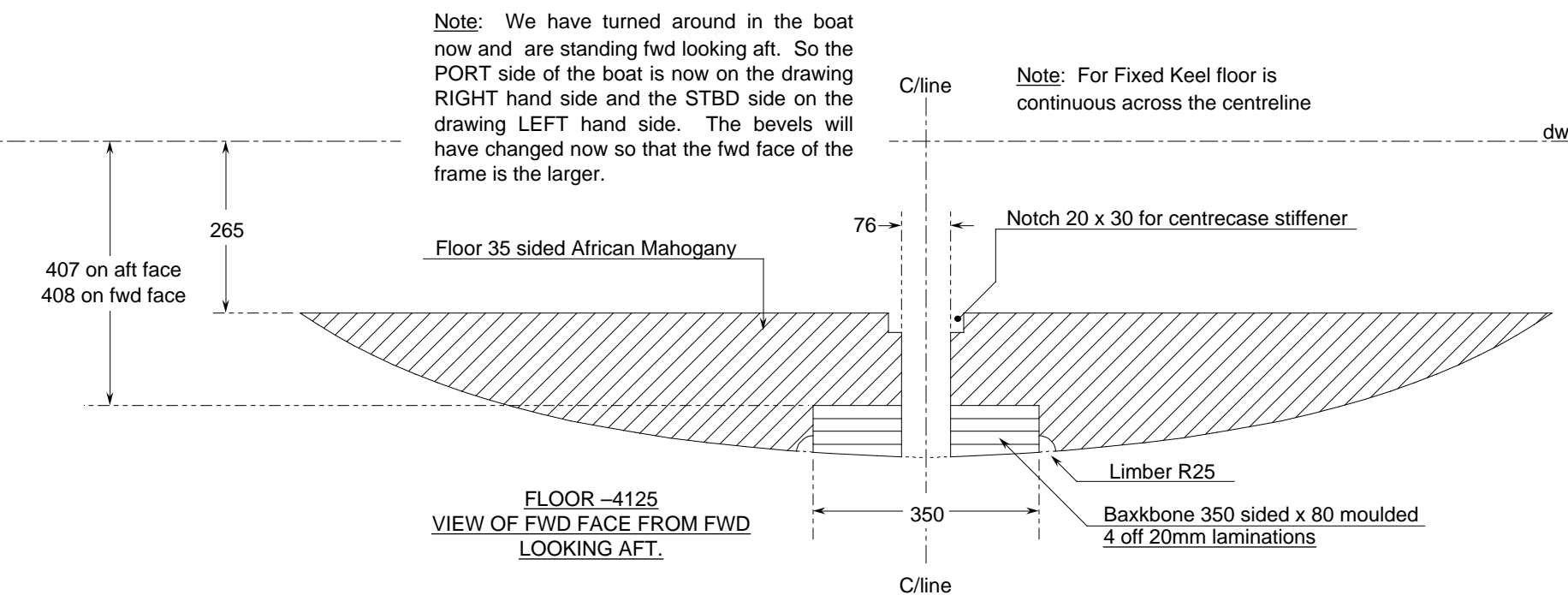
FLOOR -1275
VIEW OF AFT FACE FROM AFT
LOOKING FWD.

	Aft face of floor			Fwd face of floor		
	Position	Offset	Height	Position	Offset	Height
Top of floor	-1275	388	-150	-1240	374	-150
wl -200	-1275	317	-200	-1240	304	-200
wl -250	-1275	235	-250	-1240	222	-250
wl -300	-1275	139	-300	-1240	125	-300
Centreline	-1275	0	-359	-1240	0	-353



FLOOR -3275
VIEW OF AFT FACE FROM AFT
LOOKING FWD.

	Aft face of floor			Fwd face of floor		
	Position	Offset	Height	Position	Offset	Height
Top of floor	-3275	875	-265	-3240	868	-265
wl -300	-3275	818	-300	-3240	811	-300
wl -350	-3275	719	-350	-3240	711	-350
wl -400	-3275	587	-400	-3240	578	-400
wl -450	-3275	392	-450	-3240	383	-450
b 175	-3275	175	-485	-3240	175	-484
Centreline	-3275	0	-503	-3240	0	-502



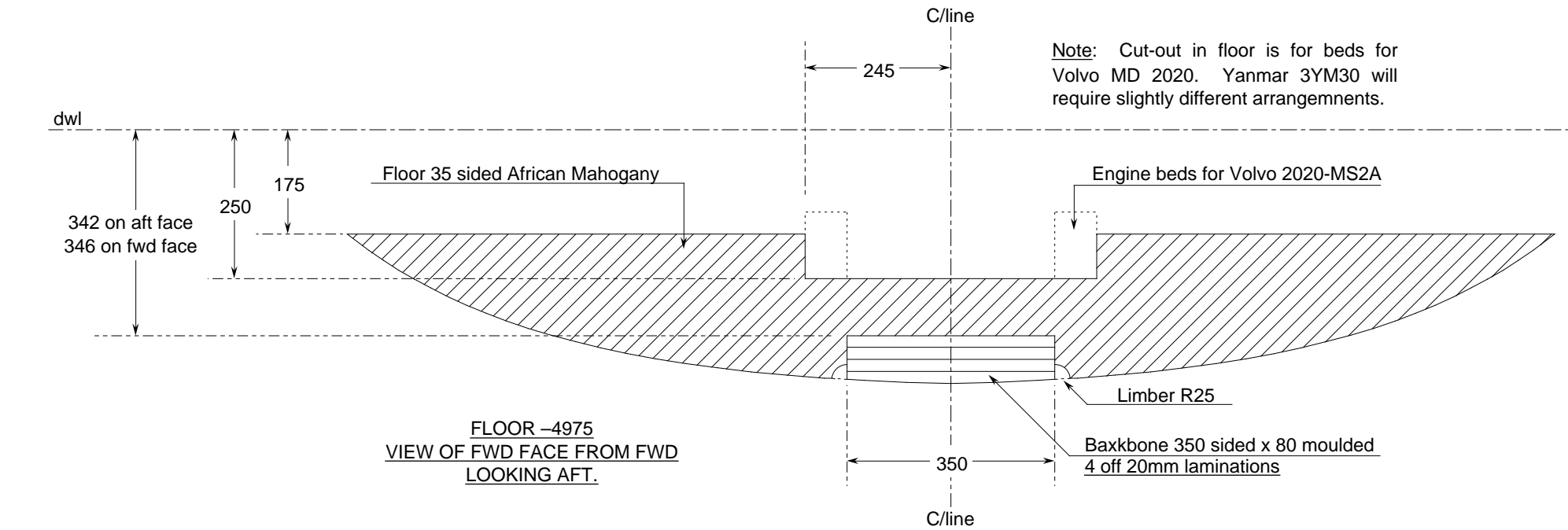
FLOOR -4125
VIEW OF FWD FACE FROM FWD
LOOKING AFT.

	Aft face of floor			Fwd face of floor		
	Position	Offset	Height	Position	Offset	Height
Top of floor	-6640	747	100	-6605	764	100
wl 50	-6640	679	50	-6605	699	50
dwl	-6640	590	0	-6605	614	0
b 525	-6640	525	-28	-6605	525	-39
b 350	-6640	350	-78	-6605	350	-87
b 175	-6640	175	-104	-6605	175	-113
Centreline	-6640	0	-116	-6605	0	-125

	Aft face of floor			Fwd face of floor		
	Position	Offset	Height	Position	Offset	Height
Top of floor	-4125	968	-265	-4090	968	-265
wl -300	-4125	912	-300	-4090	912	-300
wl -350	-4125	811	-350	-4092	812	-350
wl -400	-4125	672	-400	-4090	674	-400
wl -450	-4125	443	-450	-4090	449	-450
b 350	-4125	350	-463	-4090	350	-464
b 175	-4125	175	-479	-4090	175	-480
Centreline	-4125	0	-487	-4090	0	-489

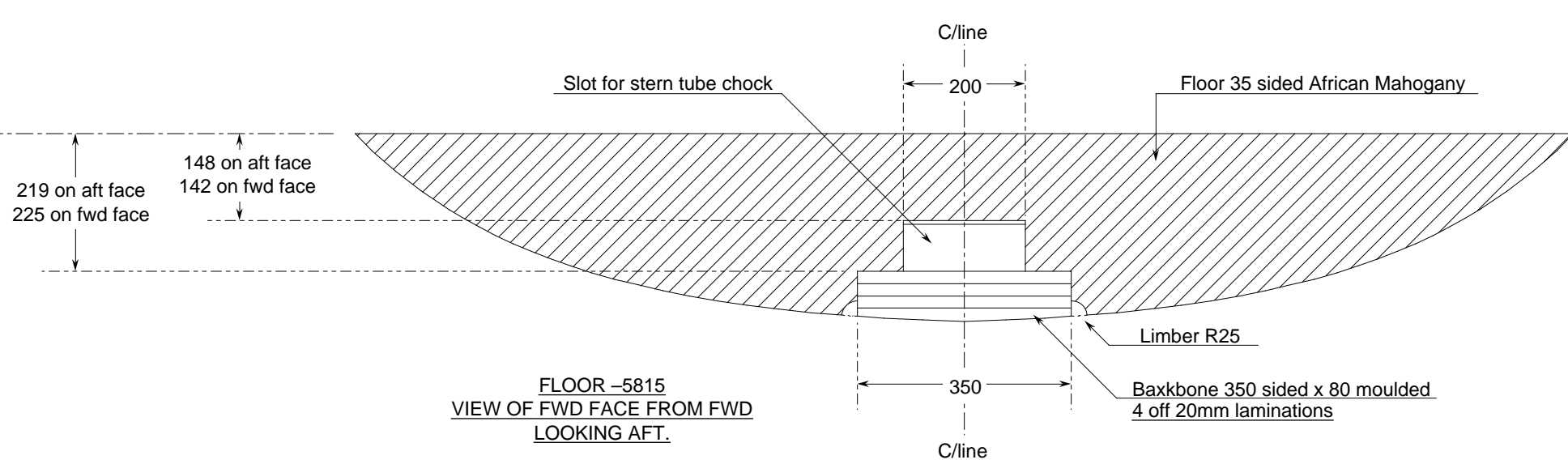
General Notes:

- All dimensions are in millimetres unless otherwise noted.
- The Zero Point is the intersection of the Datum Water Line (dwl) with the stemface.
- Positions are measured fwd and aft (marked "-") of the Zero Point.
- Heights are measured above and below (marked "+") the dwl.
- Offsets are measured each side of the fore-& aft centreline (marked "c" or c/line).
- Waterlines are designated "wl" followed by their height.
- Buttocks are designated "b" followed by their offset.
- Diagonals are designated "d" followed by their start height on the centreline and their angle to it.
- Offsets on diagonals are measured down the angle of the diagonal.
- Offsets are to inside of skin unless noted otherwise.



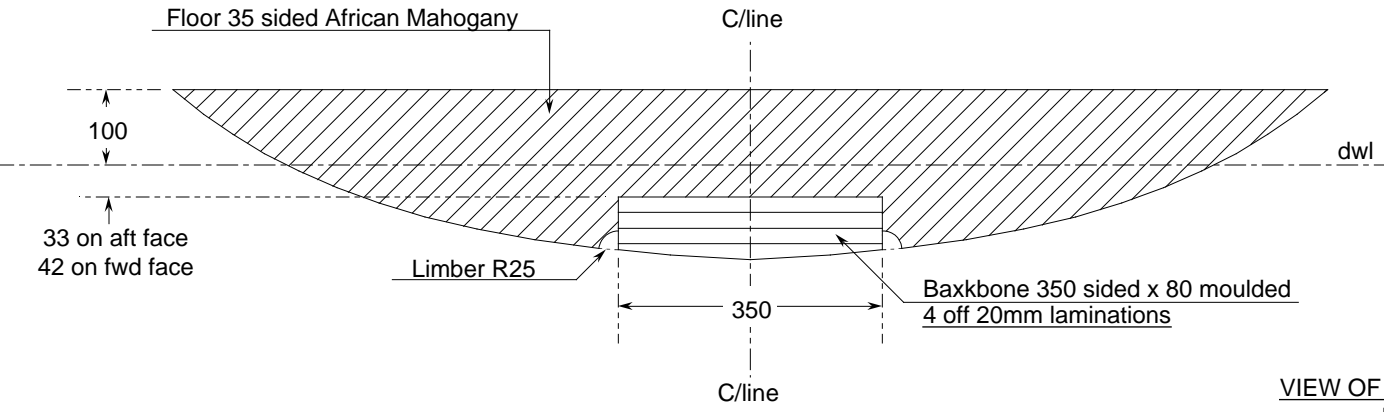
FLOOR -4975
VIEW OF FWD FACE FROM FWD
LOOKING AFT.

	Aft face of floor			Fwd face of floor		
	Position	Offset	Height	Position	Offset	Height
Top of floor	-4975	1009	-175	-4940	1016	-175
wl -200	-4975	976	-200	-4940	983	-200
wl -250	-4975	897	-250	-4940	905	-250
wl -300	-4975	792	-300	-4940	803	-300
wl -350	-4975	641	-350	-4940	656	-350
b 525	-4975	525	-376	-4940	525	-380
b 350	-4975	350	-402	-4940	350	-406
b 175	-4975	175	-416	-4940	175	-420
Centreline	-4975	0	-423	-4940	0	-426



FLOOR -5815
VIEW OF FWD FACE FROM FWD
LOOKING AFT.

	Aft face of floor			Fwd face of floor		
	Position	Offset	Height	Position	Offset	Height
Top of floor	-5815	984	0	-5780	995	0
wl -50	-5815	930	-50	-5780	942	-50
wl -100	-5815	864	-100	-5780	878	-100
wl -150	-5815	780	-150	-5780	797	-150
wl -200	-5815	666	-200	-5780	687	-200
b 525	-5815	525	-242	-5780	525	249
b 350	-5815	350	-274	-5780	350	281
b 175	-5815	175	-292	-5780	175	298
Centreline	-5815	0	-300	-5780	0	307



FLOOR -6640
VIEW OF FWD FACE FROM FWD
LOOKING AFT.

Whisstock boats and boat plans support@whisstock.com

Boat 067 Floors

Scale 1/10
Date 20/09/2008
Plan No. 067/004/12
Issue No. 01 web
Drawing Size 895 x 305 - 35" x 12"

© Bmarkweb Ltd 2008 All Rights Reserved